

## Daniel 2 – The Forgotten Dream

### **Read:**

Daniel 2

Answer the following questions, based on Daniel 2:

### **True or False:**

\_\_\_\_\_ Nebuchadnezzar could not remember his dreams.

\_\_\_\_\_ At the end of the explanation, Nebuchadnezzar denied the God of Daniel

### **Multiple Choice:**

When the wise men cannot tell Nebuchadnezzar what his dream was:

- a. He sends them all home.
- b. He promotes them in their jobs.
- c. He gets very angry and wants them all killed.

Daniel asks for some time and goes home to

- a. Look for the answers in books.
- b. Pray to God to show him the dream, which He showed in a vision.
- c. Pray to God to show him the dream, but he didn't receive an answer.

Nebuchadnezzar saw an image made of

- a. Gold, silver, brass, iron and clay
- b. Gold, silver, aluminum, iron and clay
- c. Gold, silver, brass, iron and dirt.

The image was destroyed by

- a. An axe used by a king.
- b. A huge stone thrown at the image.
- c. A stone cut out of a mountain without hands that rolled down.

The dream represented

- a. Different kingdoms and the stone pointed to the coming of the Lord Jesus.
- b. Different kingdoms and Satan destroying them.
- c. Different rulers within the same kingdom and a new ruler who would conquer.

### **Application Questions:**

Do you ever dream? Do you think we should add value to our dreams for the future, or consider them foolish fantasy? How does the Lord reveal Himself to us in the days in which we now live?

Word search puzzle (+ challenge for older children):

**Daniel 2**

L H Z O Y T R E S Q M A E R D  
N R Q V N N A K I H D U N X B  
O D W X I S Z Y L D T S O O E  
R F A L A E Z U V A W S T E H  
I E D T T H E R E Y T S S Z Z  
Q C F E N C N K R U O D B L Z  
H G M X U V D Z S D N A H E Q  
I R K X O D A N J U W M E G S  
B M I X M D H S E C R E T A G  
S R N P Q R C B W Z D S F M O  
E A G C E T U Z Y A L C X I L  
D A D D K N B W I T H O U T D  
T R O U B L E D Y S H M C J N  
S A M K A O N S S A R B I F E  
I N T E R P R E T A T I O N Q

hands (2) \_\_\_\_\_

troubled (2) \_\_\_\_\_

Nebuchadnezzar (2) \_\_\_\_\_

mountain (2) \_\_\_\_\_

without (2) \_\_\_\_\_

secret (8) \_\_\_\_\_

dream (9) \_\_\_\_\_

clay (7) \_\_\_\_\_

kingdom (6) \_\_\_\_\_

image (4) \_\_\_\_\_

interpretation (12) \_\_\_\_\_

brass (4) \_\_\_\_\_


stone (3) \_\_\_\_\_

gold (4) \_\_\_\_\_

silver (3) \_\_\_\_\_

iron (8) \_\_\_\_\_

\*\*\*Challenge: Using your Bible, find what verses of Daniel 2 these words are found in. Write the verse numbers in the blanks. The number behind the word indicates how many times it can be found in the chapter. If the number is greater than 1, try to find at least 2 and maybe you can even find all of them! The number behind the word DOES NOT indicate that it can be found more than once in the word search. **All words are in the word search ONLY ONCE.**




## Daniel 2: Craft instructions


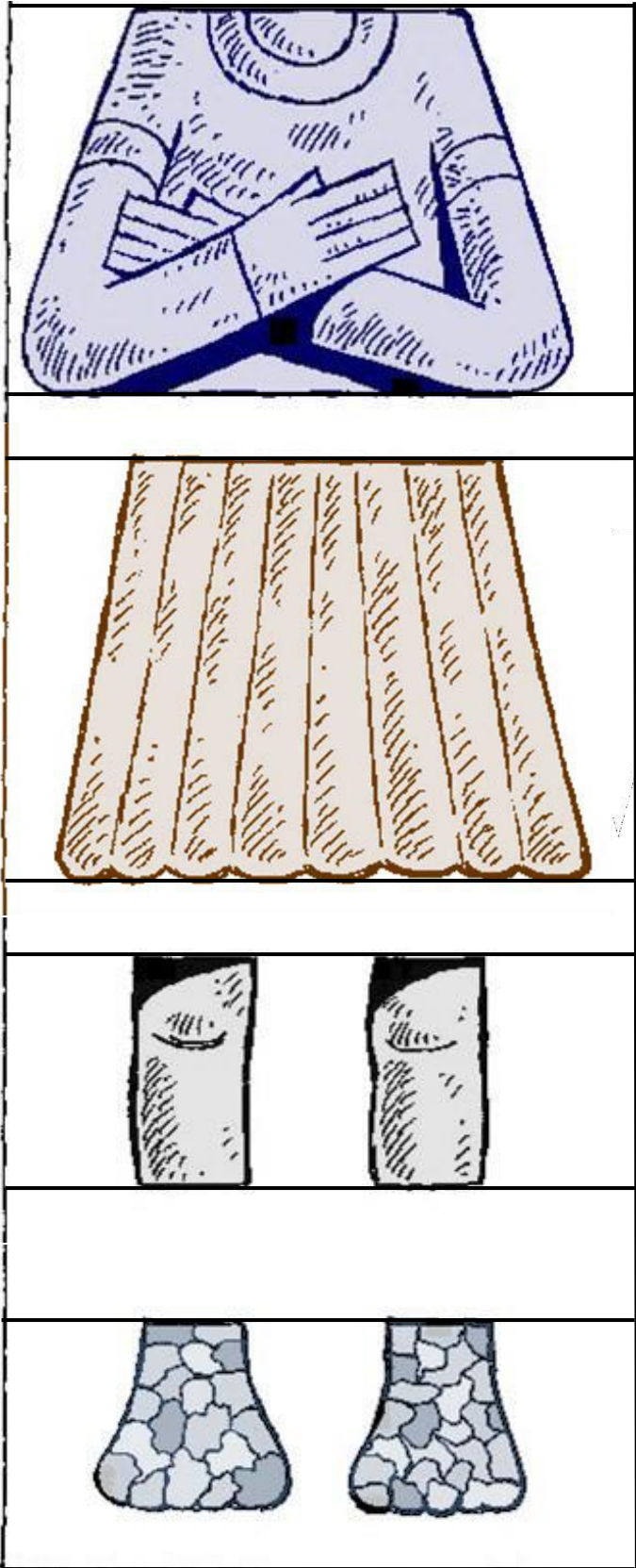
### *Items needed:*

- Printed templates (next two pages)
- Scissors
- Glue

### *Instructions:*

- Cut out the pieces of the body of the image. For the head, cut it out around the head to make it fit better. All the other body parts can just be cut around the box.
- Glue the pieces in the correct order to make the image. It works best to start with the feet and work your way up, so that part of the head can be put over top of the chest.





Instructions:  
Students cut apart each section of the statue. Then glue the pieces in sequence on the description page.

Artwork adapted from  
Richard Gunther at  
<http://mightymag.org/>

The GOLD head of the  
STATUE represents the  
kingdom of Babylon

The kingdom to come  
after Babylon is  
represented by the  
SILVER chest and arms.


After that kingdom will  
come another,  
represented by the  
BRASS hips.

Then will come another  
kingdom made of IRON,  
which will divide in two.

Then will come another  
kingdom represented by  
IRON and CLAY mixed  
together.

Answer key word search:

**Daniel 2**



- hands (2) v. 34, 45
- Nebuchadnezzar (2) v. 1, 46
- without (2) v. 34, 45
- dream (9) v. 3-6, 9, 26, 28, 36, 45
- kingdom (6) v. 37, 39, 40, 41, 42, 44
- interpretation (12) v. 4-7, 9, 16, 24-26, 30, 36, 45
- stone (3) v. 34, 35, 45
- silver (3) v. 32, 35, 45
- troubled (2) v. 1, 3
- mountain (2) v. 35, 45
- secret (8) v. 18, 19, 22, 27-30, 47
- clay (7) v. 33-35, 41-43, 45
- image (4) v. 31, 32, 34, 35
- brass (4) v. 32, 35, 39, 45
- gold (4) v. 32, 35, 38, 45
- iron (8) v. 33-35, 40-43, 45

Sources used:  
Coloring page - <https://www.supercoloring.com/coloring-pages/daniel-interprets-nebuchadnezzars-dream>  
Artwork adapted from Richard Gunther at <http://mightymag.org/>