

Daniel 5 – The writing on the wall

Read:

Daniel 5

Answer the following questions, based on Daniel 5:

True or False:

- _____ The writing on the wall affected Belshazzar so much that his loins were loosed and his knees smote one another.
- _____ In the night after the writing was on the wall, Belshazzar was slain.

Multiple Choice:

Belshazzar had a great feast and they used

- Golden vessels from their gods.
- Golden vessels taken out of the house of God.
- Silver vessels.

Before giving the explanation of the writing, Daniel first

- Praises Belshazzar for being better than his father Nebuchadnezzar.
- Accepts the gift offered by Belshazzar.
- Admonishes the king that he didn't take heed to what happened to his father Nebuchadnezzar, and that he was even worse than him.

Mene means

- God hath numbered thy kingdom and finished it.
- Thy kingdom is divided.
- Thou art weighed in the balances, and art found wanting.

Tekel means

- God hath numbered thy kingdom and finished it.
- Thy kingdom is divided.
- Thou art weighed in the balances, and art found wanting.

Upharsin/Peres means

- God hath numbered thy kingdom and finished it.
- Thy kingdom is divided.
- Thou art weighed in the balances, and art found wanting.

Application question:

Belshazzar still received a warning shortly before his death, but not everyone does. Therefore, what should we do? What is the warning/message to us in this history?

Word search (+ challenge for older children)

X I K G Q E V B L O V A V Z Q
M U Y A H F E I A M D D K Z I
Y C C J Y F V T N B O T E H F
E L O W C W W F U T M M E N E
K D W E I E A P D E W T L Y H
R G J I T W I F V K A I S V G
B N G G N V E S S E L S D Q G
X T N H A N F X B L L O I T U
D R U E P Y D T V E G Y V O P
Z O M D H F V C C I X U I H H
H U B X U D G A T H Z S D J A
I B E F G C O S M S A X E P R
E L R C W P O I U H A N D N S
I E E B E L S H A Z Z A R H I
M D D F K C B R X I L S E I N

Belshazzar (6) _____

vessels (3) _____

mene (2) _____

tekell (2) _____

upharsin (1) _____

hand (3) _____

troubled (2) _____

wall (1) _____


numbered (1) _____

weighed (1) _____

divided (1) _____

(Younger Children can be asked why these words are included in the word search.)

***Challenge: Using your Bible, find what verses of Daniel 3 these words are found in. Write the verse numbers in the blanks. The number behind the word indicates how many times it can be found in the chapter. If the number is greater than 1, try to find at least 2 and maybe you can even find all of them! The number behind the word DOES NOT indicate that it can be found more than once in the word search. **All words are in the word search ONLY ONCE.**





Find more coloring pages from the Book of Daniel at <https://colorthebible.blogspot.com/>

© I take a Moment

Daniel 5: Craft instructions

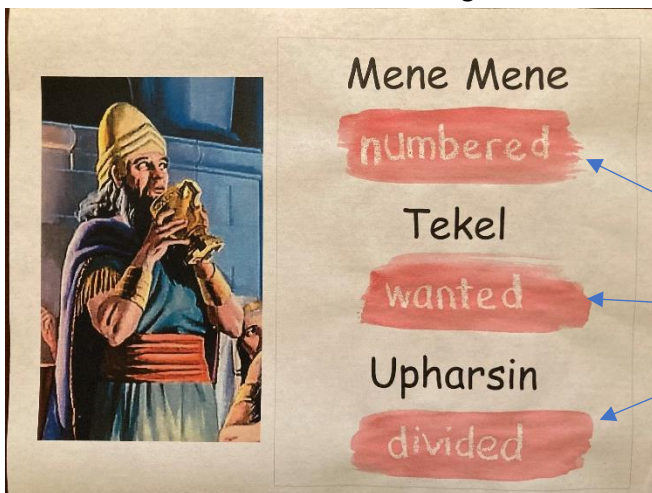
Items needed:

- Templates
- White CRAYON (not a pencil)
- Water paint, water and paintbrush
- Cardstock (optional)

Instructions:

The idea of this craft is to 'reveal' the hidden meaning of the words written on the wall, making it a secret message at first, and then revealed by the water paint.

- Print the two templates. Place the page with the meanings behind the page with the picture of the king. Line up the words of mene, tekel and upharsin (they should align if papers are perfectly on top of each other).
- Hold the papers behind each other up against a window, and trace the meaning of the 3 words - numbered, wanted and divided - with a white crayon. Be sure to PRESS HARD when tracing the words. This will make for a better result.
- When you remove the back page, you will not be able to read the words, because they are white.
- With a paint brush, make a little bit of the water paint wet (you don't want too much!). Paint over top of the written crayon words. Spread the paint out well, and the white written words should show up. Let the craft dry.
- Use the craft to discuss the meaning of the handwriting on the wall and what warnings it



contained for Belshazzar, but also for us. Some explanation, like from Matthew Henry, might help you in guiding your child(ren).

Water paint over top of the white written words.



Mene Mene

Tekel

Upharsin

Mene Mene

numbered


Tekel

wanted

Upharsin

divided

Answer key:



Belshazzar (6) – 1, 2, 9, 22, 29, 30

mene (2) – 25, 26

upharsin (1) - 25

troubled (2) – 6, 9

numbered (1) – 26

divided (1) - 28

vessels (3) – 2, 3, 23

tekem (2) – 25, 27

hand (3) – 5, 23, 24

wall (1) - 5

weighed (1) - 27

Coloring page: <https://www.supercoloring.com/coloring-pages/king-belshazzar-and-the-writing-on-the-wall>

<https://colorthebible.blogspot.com/2019/05/color-belshazzars-feast.html>

Image used for craft: <https://www.freebibleimages.org/illustrations/moody-belshazzar/>

Craft idea adapted from : <http://bibleclasscreations.blogspot.com/2014/06/handwriting-on-wall-craft.html>